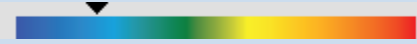


**VOLATILITY**



Based on 3 year standard deviation

**TOP HOLDINGS**

as of February 28, 2019

Signature Canadian Bond Fund Class I	21.93%
Signature Global Bond Fund Class I	14.86%
Signature Corporate Bond Fund Class I	10.04%
Synergy Canadian Corporate Class A	8.40%
CI Income Fund Class I	6.42%
Cambridge Canadian Dividend Fund Class I	5.17%
First Asset MSCI World Low Risk Weight ETF (RWW.B)	4.99%
CI International Value Corporate Class A	3.50%
First Asset MStar Canada Momentum Indx ETF (WXM)	3.06%
CI U.S. Income US\$ Pool Class I	3.02%

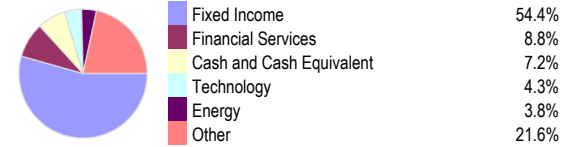
**ASSET ALLOCATION**

as of February 28, 2019



**SECTOR ALLOCATION**

as of February 28, 2019



**GEOGRAPHIC ALLOCATION**

as of February 28, 2019



**STYLE**

as of February 28, 2019

	Value	Blend	Growth	
			Large	
			Medium	
			Small	

**UNIVERSAL LIFE  
CUSTOM PORTFOLIO INDEXED ACCOUNT**

**BALANCED FUNDS**

**Portfolio Series Conservative Fund A**

The information contained in this profile is related to the index indicated above. As part of a BMO Life Assurance Company policy, you do not purchase units in this index or a legal interest in any security.

**OBJECTIVE**

This fund's objective is to provide a balance between income and capital growth at lower than average levels of volatility by investing in income and equity mutual funds.

<b>Category</b>	Global Neutral Balanced	<b>Fund Managers</b>	<b>Start Date</b>
<b>Managed By</b>	CI Investments Inc.	CI Multi-Asset Management	6/30/2003
<b>Inception Date</b>	November 17, 1997		
<b>Designated Fund MER</b>	2.33%		
<b>Total Assets (\$ millions)</b>	1253.74		

**COMPOUND RETURN**

as of February 28, 2019

Period	1 Mth	3 Mth	6 Mth	1 Yr	3 Yr	5 Yr	10 Yr	Inception
Designated Fund	1.01%	2.26%	-0.29%	0.88%	3.57%	3.13%	6.60%	4.78%
Benchmark	1.48%	2.21%	0.01%	2.38%	7.09%	7.81%	9.23%	-
Quartile	4	2	1	3	4	3	3	-

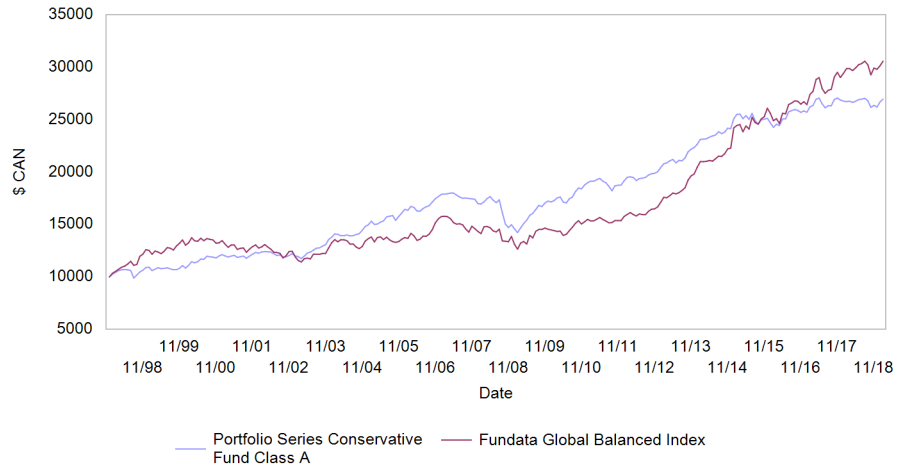
**CALENDAR RETURN**

as of February 28, 2019

Period	2018	2017	2016	2015	2014	2013	2012	2011	2010
Designated Fund	-2.49%	4.04%	2.77%	4.07%	8.06%	11.57%	6.74%	-0.02%	8.89%
Benchmark	2.68%	8.66%	2.39%	17.05%	12.44%	18.86%	8.49%	0.80%	4.85%
Quartile	1	4	3	2	3	3	3	1	2

**GROWTH OF \$10,000**

Annual values as of February 28 2019



The information contained on this page is related only to the designated fund or funds shown above. As part of a BMO Life Assurance Company policy, you do not purchase units in these designated funds or a legal interest in any security.

Past performance is no guarantee of future performance. All returns are historical annual compounded total rates of return and reflect changes in yield and distributions reinvested. The accounts credit an interest amount mirroring the net rate of return of a specified underlying investment, less a BMO Life Assurance Company daily management fee. These rates of return do not reflect the current BMO Life Assurance Company management fee which must be taken into consideration when determining the net return earned on the account.

Information contained in this document is for illustrative purposes only and is subject to change without notice. The contents of this profile are provided for informational and educational purposes and are not intended to provide investment, tax or legal advice. While every effort has been made to provide accurate and complete information, BMO Life Assurance Company and Fundata Canada will not be held liable for any inaccuracies, errors or omissions in the information provided.

™/® Trademark/registered trademark of Bank of Montreal, used under licence.



Data Provided By Fundata