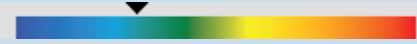


VOLATILITY



Based on 3 year standard deviation

TOP HOLDINGS

as of December 31, 2018

Signature Canadian Bond Fund Class I	13.31%
Signature Global Bond Fund Class I	11.47%
Signature Corporate Bond Fund Class I	8.51%
Synergy Canadian Corporate Class A	6.54%
Cambridge Canadian Dividend Fund Class I	5.81%
Cambridge Canadian Equity Corporate Class A	5.78%
First Asset MSCI World Low Risk Weight ETF (RWW.B)	5.03%
CI Income Fund Class I	4.83%
CI International Value Corporate Class A	4.78%
CI American Managers Corporate Class A	4.64%

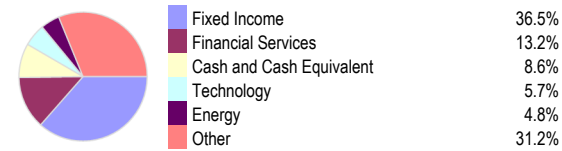
ASSET ALLOCATION

as of December 31, 2018



SECTOR ALLOCATION

as of December 31, 2018



GEOGRAPHIC ALLOCATION

as of December 31, 2018



STYLE

as of December 31, 2018

	Value	Blend	Growth	
			Large	Large
				Medium
				Small

**UNIVERSAL LIFE
MANAGED PORTFOLIO INDEXED ACCOUNT**

BALANCED FUNDS

Portfolio Series Balanced Fund A

The information contained in this profile is related to the index indicated above. As part of a BMO Life Assurance Company policy, you do not purchase units in this index or a legal interest in any security.

OBJECTIVE

This fund's objective is to provide a balance between income and long-term capital growth while diversifying risk by investing in income and equity mutual funds.

Category	Global Neutral Balanced	Fund Managers	Start Date
Managed By	CI Investments Inc	CI Multi-Asset Management	11/1/2006
Inception Date	November 9, 1988		
Designated Fund MER	2.43%		
Total Assets (\$ millions)	3801.62		

COMPOUND RETURN

as of December 31, 2018

Period	1 Mth	3 Mth	6 Mth	1 Yr	3 Yr	5 Yr	10 Yr	Inception
Designated Fund	-2.47%	-5.09%	-4.64%	-4.59%	1.84%	3.69%	6.35%	6.55%
Benchmark	-0.40%	-1.45%	-1.47%	2.68%	4.54%	8.50%	7.96%	-
Quartile	2	3	2	3	3	2	2	-

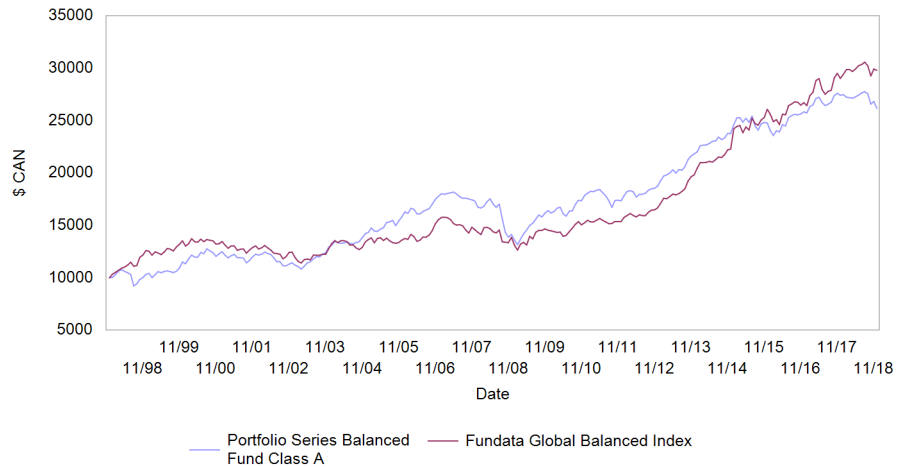
CALENDAR RETURN

as of December 31, 2018

Period	2018	2017	2016	2015	2014	2013	2012	2011	2010
Designated Fund	-4.59%	6.15%	4.28%	4.27%	8.84%	16.43%	8.08%	-2.79%	8.69%
Benchmark	2.68%	8.66%	2.39%	17.05%	12.44%	18.86%	8.49%	0.80%	4.85%
Quartile	3	2	2	2	2	1	2	3	2

GROWTH OF \$10,000

Annual values as of December 31 2018



Past performance is no guarantee of future performance. All returns are historical annual compounded total rates of return and reflect changes in yield and distributions reinvested. The Accounts credit an interest amount mirroring the net rate of return of a specified underlying investment, less a BMO Life Assurance Company daily management fee. The BMO Life Assurance Company management fee will be deducted from the returns and will be reflected in the policyholders' fund value.

Information contained in this document is for illustrative purposes only and is subject to change without notice. The contents of this profile are provided for informational and educational purposes and are not intended to provide investment, tax or legal advice. While every effort has been made to provide accurate and complete information, BMO Life Assurance Company and Funddata Canada will not be held liable for any inaccuracies, errors or omissions in the information provided.



Data Provided By Fundata