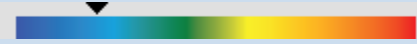


VOLATILITY



Based on 3 year standard deviation

TOP HOLDINGS

as of February 28, 2019

Signature Global Bond Fund Class I	17.91%
Signature Canadian Bond Fund Class I	15.02%
Signature Corporate Bond Fund Class I	13.04%
CI Global High Dividend Advantage Fund Class I	7.80%
CI Income Fund Class I	6.01%
CI Investment Grade Bond Fund Class I	5.27%
Signature Dividend Corporate Class A	4.64%
Cambridge Global Dividend Fund Class I	4.20%
CI U.S. Income US\$ Pool Class I	3.59%
Lawrence Park Alternative Inv Grade Credit Fd I	3.57%

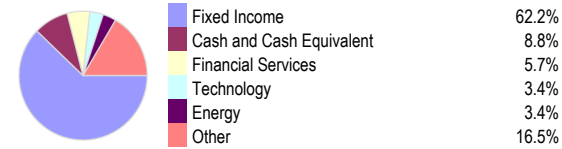
ASSET ALLOCATION

as of February 28, 2019



SECTOR ALLOCATION

as of February 28, 2019



GEOGRAPHIC ALLOCATION

as of February 28, 2019



STYLE

as of February 28, 2019

	Value	Blend	Growth	
Large			X	
Medium				
Small				

Portfolio Series Income Fund Class A

The information contained in this profile is related to the index indicated above. As part of a BMO Life Assurance Company policy, you do not purchase units in this index or a legal interest in any security.

OBJECTIVE

This fund's objective is to emphasize income by investing primarily in income-oriented mutual funds. The fund may also invest in equity mutual funds to achieve modest capital appreciation.

Category	Global Fixed Income Balanced	Fund Managers	Start Date
Managed By	CI Investments Inc	CI Multi-Asset Management	6/30/2003
Inception Date	November 17, 1997		
Designated Fund MER	2.01%		
Total Assets (\$ millions)	2352.23		

COMPOUND RETURN

as of February 28, 2019

Period	1 Mth	3 Mth	6 Mth	1 Yr	3 Yr	5 Yr	10 Yr	Inception
Designated Fund	0.79%	2.22%	0.52%	0.93%	3.07%	3.25%	6.48%	4.90%
Benchmark	0.53%	2.17%	1.31%	2.49%	3.71%	6.04%	6.22%	-
Quartile	3	3	1	3	3	2	2	-

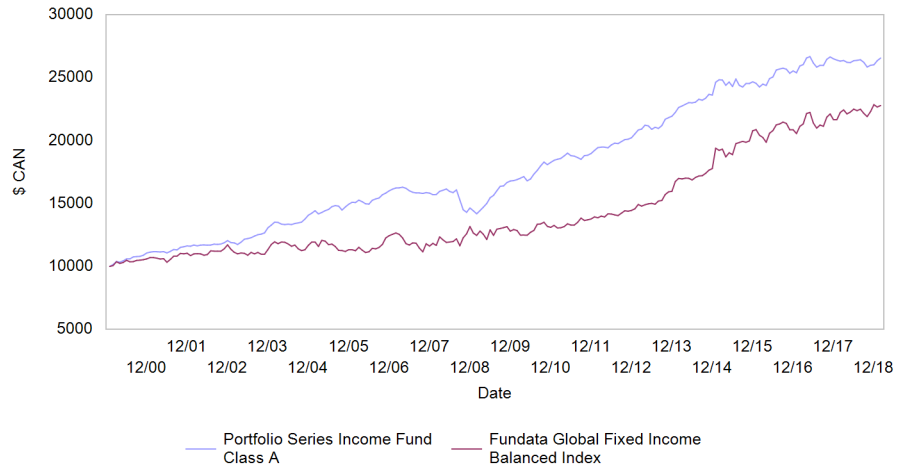
CALENDAR RETURN

as of February 28, 2019

Period	2018	2017	2016	2015	2014	2013	2012	2011	2010
Designated Fund	-1.78%	3.75%	3.52%	4.47%	7.66%	8.46%	6.59%	3.88%	8.81%
Benchmark	5.53%	3.81%	0.39%	16.91%	11.35%	10.49%	4.94%	5.08%	2.36%
Quartile	2	2	2	1	2	2	1	1	1

GROWTH OF \$10,000

Annual values as of February 28 2019



The information contained on this page is related only to the designated fund or funds shown above. As part of a BMO Life Assurance Company policy, you do not purchase units in these designated funds or a legal interest in any security.

Past performance is no guarantee of future performance. All returns are historical annual compounded total rates of return and reflect changes in yield and distributions reinvested. The accounts credit an interest amount mirroring the net rate of return of a specified underlying investment, less a BMO Life Assurance Company daily management fee. These rates of return do not reflect the current BMO Life Assurance Company management fee which must be taken into consideration when determining the net return earned on the account.

Information contained in this document is for illustrative purposes only and is subject to change without notice. The contents of this profile are provided for informational and educational purposes and are not intended to provide investment, tax or legal advice. While every effort has been made to provide accurate and complete information, BMO Life Assurance Company and Fundata Canada will not be held liable for any inaccuracies, errors or omissions in the information provided.

™/® Trademark/registered trademark of Bank of Montreal, used under licence.



Data Provided By Fundata