

VOLATILITY



Based on 3 year standard deviation

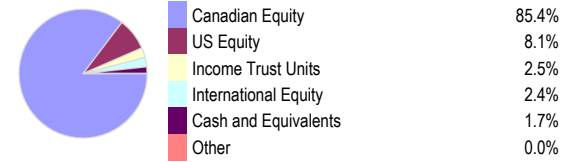
TOP HOLDINGS

as of October 31, 2018

Brookfield Asset Management Inc Cl A	9.70%
Royal Bank of Canada	7.34%
Bank of Nova Scotia	6.98%
Power Corp of Canada	5.21%
Toronto-Dominion Bank	5.12%
Morguard Corp	5.07%
Heroux-Devtek Inc	4.60%
Total Energy Services Inc	4.35%
Cervus Equipment Corp	3.70%
Open Text Corp	3.65%

ASSET ALLOCATION

as of October 31, 2018



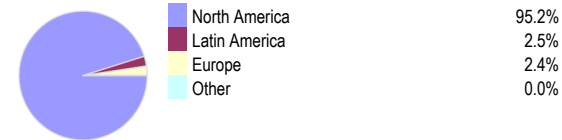
SECTOR ALLOCATION

as of October 31, 2018



GEOGRAPHIC ALLOCATION

as of October 31, 2018



STYLE

as of November 30, 2018

	Value	Blend	Growth	
		Large		Large
				Medium
				Small

**UNIVERSAL LIFE
MANAGED PORTFOLIO INDEXED ACCOUNT**

CANADIAN EQUITY

Invesco Canadian Opportunity Class Ser A

The information contained in this profile is related to the index indicated above. As part of a BMO Life Assurance Company policy, you do not purchase units in this index or a legal interest in any security.

OBJECTIVE

Trimark Canadian Opportunity Class seeks to achieve strong capital growth over the long term by investing mainly in equities of Canadian companies. The investment objectives of the Fund cannot be changed without the approval of a majority of the investors at a meeting called to consider the change.

Category	Canadian Equity	Fund Managers	Start Date
Managed By	Invesco Canada Ltd.	Alan Mannik	4/1/2012
Inception Date	October 29, 2001	Mark Uptigrove	1/26/2016
Designated Fund MER	2.48%	Clayton Zacharias	1/26/2016
Total Assets (\$ millions)	32.51		

COMPOUND RETURN

as of November 30, 2018

Period	1 Mth	3 Mth	6 Mth	1 Yr	3 Yr	5 Yr	10 Yr	Inception
Designated Fund	1.93%	-9.05%	-8.66%	-13.46%	0.34%	1.01%	6.30%	4.84%
Benchmark	1.39%	-5.82%	-3.92%	-2.53%	7.24%	5.63%	8.23%	-
Quartile	1	4	4	4	4	4	4	-

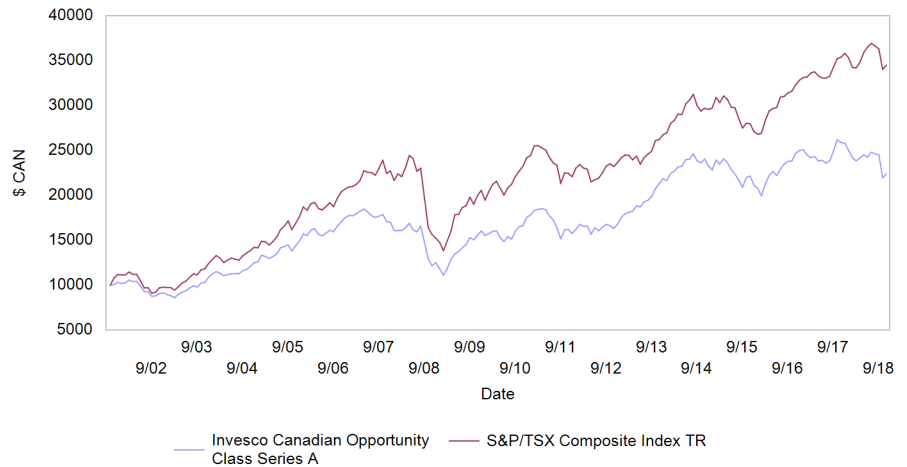
CALENDAR RETURN

as of November 30, 2018

Period	2017	2016	2015	2014	2013	2012	2011	2010	2009
Designated Fund	3.31%	18.22%	-9.09%	6.46%	30.02%	6.56%	-10.20%	9.40%	28.31%
Benchmark	9.10%	21.08%	-8.32%	10.55%	12.99%	7.19%	-8.71%	17.61%	35.06%
Quartile	4	2	3	4	1	3	3	4	3

GROWTH OF \$10,000

Annual values as of November 30 2018



Past performance is no guarantee of future performance. All returns are historical annual compounded total rates of return and reflect changes in yield and distributions reinvested. The Accounts credit an interest amount mirroring the net rate of return of a specified underlying investment, less a BMO Life Assurance Company daily management fee. The BMO Life Assurance Company management fee will be deducted from the returns and will be reflected in the policyholders' fund value.

Information contained in this document is for illustrative purposes only and is subject to change without notice. The contents of this profile are provided for informational and educational purposes and are not intended to provide investment, tax or legal advice. While every effort has been made to provide accurate and complete information, BMO Life Assurance Company and Funddata Canada will not be held liable for any inaccuracies, errors or omissions in the information provided.



Data Provided By Fundata