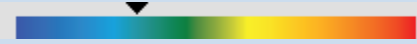


VOLATILITY



Based on 3 year standard deviation

Portfolio Series Conservativ Bal Fd A

TOP HOLDINGS

as of November 30, 2018

Signature Canadian Bond Fund Class I	15.52%
Signature Global Bond Fund Class I	13.04%
Signature Corporate Bond Fund Class I	11.30%
Synergy Canadian Corporate Class A	6.64%
CI Income Fund Class I	5.70%
Cambridge Canadian Equity Corporate Class A	5.68%
Cambridge Canadian Dividend Fund Class I	5.41%
First Asset MSCI World Low Risk Weight ETF (RWW.B)	5.22%
CI International Value Corporate Class I	4.17%
Signature Select Canadian Fund Class I	3.99%

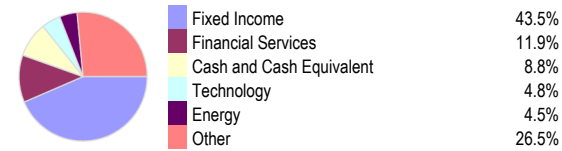
ASSET ALLOCATION

as of November 30, 2018



SECTOR ALLOCATION

as of November 30, 2018



GEOGRAPHIC ALLOCATION

as of November 30, 2018



STYLE

as of November 30, 2018

Value	Blend	Growth	
			Large
			Medium
			Small

The information contained in this profile is related to the index indicated above. As part of a BMO Life Assurance Company policy, you do not purchase units in this index or a legal interest in any security.

OBJECTIVE

This fund's objective is to provide a conservative total return with lower than average volatility by investing directly in other mutual funds managed by CI.

Category	Global Neutral Balanced	Fund Managers	Start Date
Managed By	CI Investments Inc	CI Multi-Asset Management	6/30/2003
Inception Date	December 17, 2001		
Designated Fund MER	2.46%		
Total Assets (\$ millions)	1035.05		

COMPOUND RETURN

as of November 30, 2018

Period	1 Mth	3 Mth	6 Mth	1 Yr	3 Yr	5 Yr	10 Yr	Inception
Designated Fund	0.78%	-2.89%	-1.34%	-2.52%	2.25%	4.05%	6.51%	4.58%
Benchmark	2.24%	-2.15%	-0.06%	1.38%	5.77%	8.78%	8.40%	-
Quartile	3	2	2	3	3	2	2	-

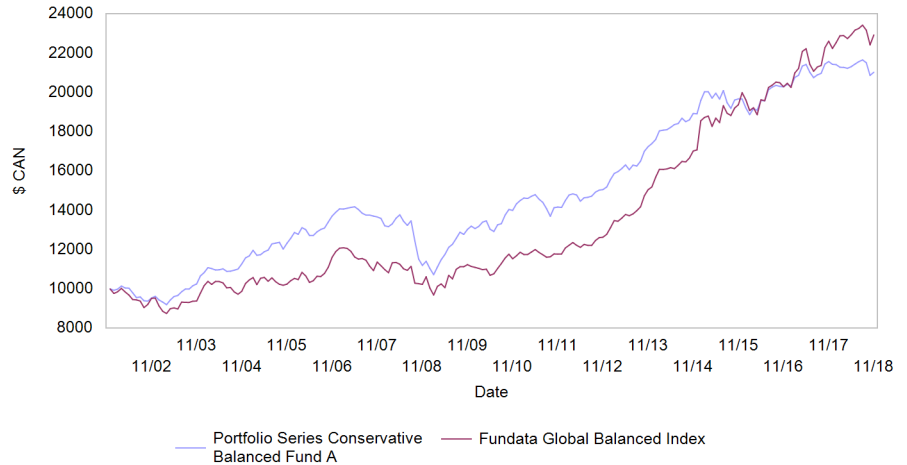
CALENDAR RETURN

as of November 30, 2018

Period	2017	2016	2015	2014	2013	2012	2011	2010	2009
Designated Fund	4.97%	3.83%	3.98%	8.71%	14.55%	7.36%	-1.27%	8.58%	15.66%
Benchmark	8.66%	2.39%	17.05%	12.44%	18.86%	8.49%	0.80%	4.85%	4.96%
Quartile	3	3	2	2	2	3	2	2	2

GROWTH OF \$10,000

Annual values as of November 30 2018



Past performance is no guarantee of future performance. All returns are historical annual compounded total rates of return and reflect changes in yield and distributions reinvested. The Accounts credit an interest amount mirroring the net rate of return of a specified underlying investment, less a BMO Life Assurance Company daily management fee. The BMO Life Assurance Company management fee will be deducted from the returns and will be reflected in the policyholders' fund value.

Information contained in this document is for illustrative purposes only and is subject to change without notice. The contents of this profile are provided for informational and educational purposes and are not intended to provide investment, tax or legal advice. While every effort has been made to provide accurate and complete information, BMO Life Assurance Company and Fundata Canada will not be held liable for any inaccuracies, errors or omissions in the information provided.



Data Provided By Fundata