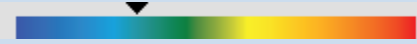


VOLATILITY



Based on 3 year standard deviation

TOP HOLDINGS

as of December 31, 2018

Franklin Bissett Core Plus Bond Fund Series O	13.24%
Franklin Bissett Canadian Government Bd Fd - Ser O	10.94%
Franklin Bissett Canadian Equity Fund Series O	5.64%
Franklin LibertyQT U.S. Equity Index ETF (FLUS)	5.13%
Franklin U.S. Rising Dividends Fund Series O	5.00%
iShares S&P/TSX 60 Index ETF (XIU)	4.96%
Franklin Bissett Canadian Short Term Bond Fund O	4.95%
iShares Core S&P 500 Index ETF (IVV)	4.45%
Franklin Templeton Canadian Large Cap Fund O	4.05%
Franklin ActiveQuant Canadian Fund Series O	4.04%

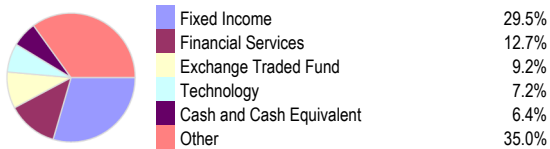
ASSET ALLOCATION

as of December 31, 2018



SECTOR ALLOCATION

as of December 31, 2018



GEOGRAPHIC ALLOCATION

as of December 31, 2018



STYLE

as of February 28, 2019

	Value	Blend	Growth	
			Large	Large
				Medium
				Small

Frk Quo Balanced Growth Port-A

The information contained in this profile is related to the index indicated above. As part of a BMO Life Assurance Company policy, you do not purchase units in this index or a legal interest in any security.

OBJECTIVE

The Portfolio's investment objective is to provide a balance of current income and long-term capital appreciation by investing in a diversified mix of equity and income mutual funds, with a bias towards capital appreciation.

Category	Global Equity Balanced	Fund Managers	Start Date
Managed By	Fiduciary Trust Company of Canada	Michael Greenberg Ian Riach	3/14/2014 1/1/2019
Inception Date	August 19, 2002		
Designated Fund MER	2.29%		
Total Assets (\$ millions)	704.44		

COMPOUND RETURN

as of February 28, 2019

Period	1 Mth	3 Mth	6 Mth	1 Yr	3 Yr	5 Yr	10 Yr	Inception
Designated Fund	1.87%	1.89%	-1.94%	-0.53%	4.57%	3.41%	7.60%	4.79%
Benchmark	2.11%	2.17%	-0.94%	2.20%	9.33%	8.93%	11.19%	-
Quartile	3	3	2	3	4	4	3	-

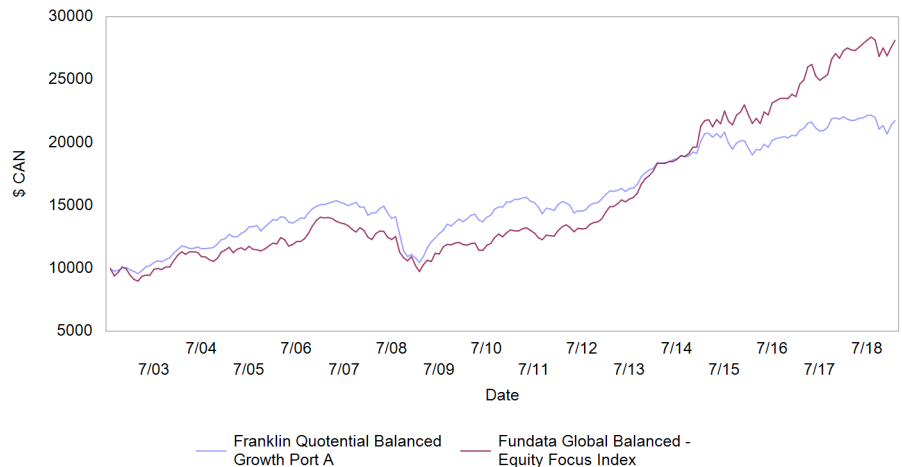
CALENDAR RETURN

as of February 28, 2019

Period	2018	2017	2016	2015	2014	2013	2012	2011	2010
Designated Fund	-5.46%	6.23%	2.19%	5.22%	7.38%	14.88%	6.35%	-4.48%	9.64%
Benchmark	0.72%	11.99%	3.66%	17.03%	13.13%	24.73%	10.84%	-2.08%	6.37%
Quartile	2	4	3	3	3	4	4	2	1

GROWTH OF \$10,000

Annual values as of February 28 2019



The information contained on this page is related only to the designated fund or funds shown above. As part of a BMO Life Assurance Company policy, you do not purchase units in these designated funds or a legal interest in any security.

Past performance is no guarantee of future performance. All returns are historical annual compounded total rates of return and reflect changes in yield and distributions reinvested. The accounts credit an interest amount mirroring the net rate of return of a specified underlying investment, less a BMO Life Assurance Company daily management fee. These rates of return do not reflect the current BMO Life Assurance Company management fee which must be taken into consideration when determining the net return earned on the account.

Information contained in this document is for illustrative purposes only and is subject to change without notice. The contents of this profile are provided for informational and educational purposes and are not intended to provide investment, tax or legal advice. While every effort has been made to provide accurate and complete information, BMO Life Assurance Company and Funddata Canada will not be held liable for any inaccuracies, errors or omissions in the information provided.

TM® Trademark/registered trademark of Bank of Montreal, used under licence.



Data Provided By Fundata