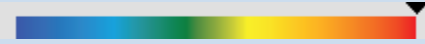


VOLATILITY



Based on 3 year standard deviation

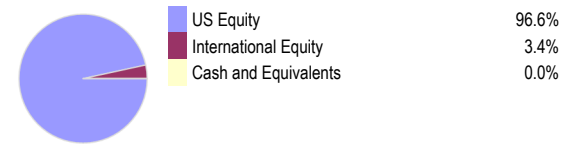
TOP HOLDINGS

as of February 28, 2019

Cigna Corp	2.19%
Incyte Corp	2.04%
Waters Corp	1.99%
Varian Medical Systems Inc	1.94%
Eli Lilly and Co	1.93%
Hologic Inc	1.92%
Danaher Corp	1.92%
Merck & Co Inc	1.87%
Agilent Technologies Inc	1.86%
Edwards Lifesciences Corp	1.85%

ASSET ALLOCATION

as of February 28, 2019



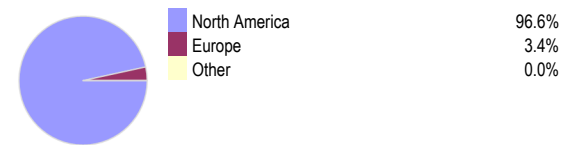
SECTOR ALLOCATION

as of February 28, 2019



GEOGRAPHIC ALLOCATION

as of February 28, 2019



**UNIVERSAL LIFE
MARKET INDEXED ACCOUNT**

SPECIALTY FUNDS

BMO Equal Weight US Health Care Hgd C\$

The information contained in this profile is related to the index indicated above. As part of a BMO Life Assurance Company policy, you do not purchase units in this index or a legal interest in any security.

OBJECTIVE

The BMO Equal Weight US Health Care Hedged to CAD Index ETF has been designed to replicate, to the extent possible, the performance of the Solactive Equal Weight US Health Care Index Canadian Dollar Hedged, net of expenses. The Fund invests in and holds the Constituent Securities of the Index in the same proportion as they are reflected in the Index. The US dollar exposure is hedged back to Canadian dollars.

COMPOUND RETURN

as of February 28, 2019

Period	1 Mth	3 Mth	6 Mth	1 Yr	3 Yr	5 Yr	10 Yr	Inception
Index	1.65%	0.46%	-3.56%	6.71%	12.99%	10.94%	-	16.17%

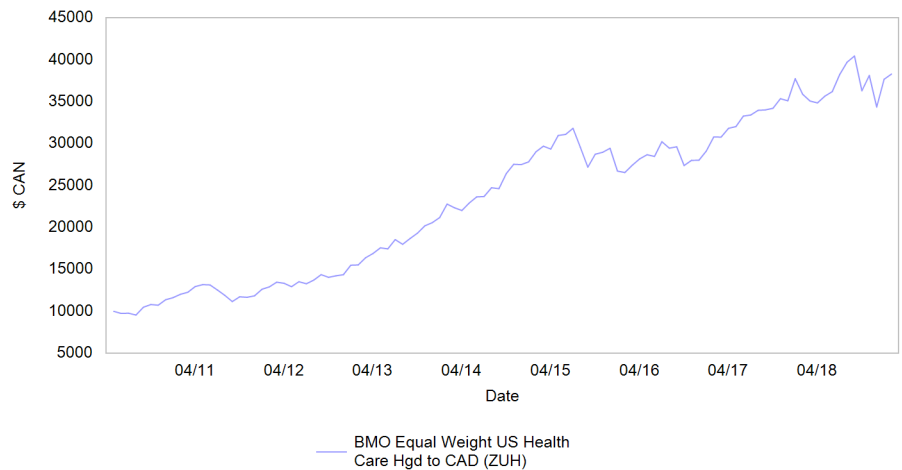
CALENDAR RETURN

as of December 31, 2018

Period	2018	2017	2016	2015	2014	2013	2012	2011	2010
Index	-2.12%	25.29%	-4.84%	7.10%	33.63%	43.20%	21.29%	4.11%	-

GROWTH OF \$10,000

Annual values as of 28 February 2019



Past performance is no guarantee of future performance. All returns are historical annual compounded total rates of return and reflect changes in yield and distributions reinvested. The Accounts credit an interest amount mirroring the net rate of return of a specified underlying investment, less a BMO Life Assurance Company daily management fee. The BMO Life Assurance Company management fee will be deducted from the returns and will be reflected in the policyholders' fund value.

Information contained in this document is for illustrative purposes only and is subject to change without notice. The contents of this profile are provided for informational and educational purposes and are not intended to provide investment, tax or legal advice. While every effort has been made to provide accurate and complete information, BMO Life Assurance Company and Fundata Canada will not be held liable for any inaccuracies, errors or omissions in the information provided.

* These are legal trademarks and do not indicate that BMO Life Assurance Company's Universal Life plans or InvestmentPRO is sponsored, endorsed sold or promoted by the trademark owners.



Data Provided By Fundata