

## VOLATILITY



Based on 3 year standard deviation

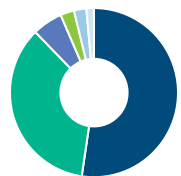
## TOP HOLDINGS

as of April 30, 2024

Canada Government 3.00% 01-Nov-2024	3.77%
Canada Government 2.50% 01-Dec-2032	3.19%
Canada Government 1.50% 01-Apr-2025	2.42%
Canada Housing Trust No 1 3.65% 15-Jun-2033	2.18%
Canada Government 3.50% 01-Dec-2045	2.03%
Ontario Province 3.65% 02-Jun-2033	1.95%
Canada Government 5.00% 01-Jun-2037	1.90%
Canada Government 1.50% 01-Dec-2031	1.87%
Canada Housing Trust No 1 4.25% 15-Dec-2028	1.81%
Canada Government 1.25% 01-Jun-2030	1.78%

## ASSET ALLOCATION

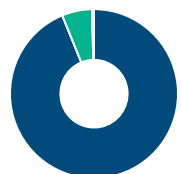
as of April 30, 2024



Canadian Government Bonds	52.35%
Canadian Corporate Bonds	35.35%
Cash and Equivalents	5.82%
Canadian Bonds - Other	2.64%
Foreign Corporate Bonds	2.39%
Other	1.45%

## SECTOR ALLOCATION

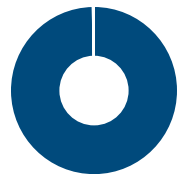
as of April 30, 2024



Fixed Income	93.93%
Cash and Cash Equivalent	5.82%
Technology	0.35%
Financial Services	0.01%
Other	-0.11%

## GEOGRAPHIC ALLOCATION

as of April 30, 2024



North America	99.88%
Latin America	0.12%
Europe	0.11%
Other	-0.11%

## STYLE

as of April 30, 2024

Value	Blend	Growth
		Large
		Medium
		Small

UNIVERSAL LIFE  
CUSTOM PORTFOLIO INDEXED ACCOUNTS

## FIXED INCOME

## CI Canadian Bond Fund Class A

The information contained in this profile is related to the index indicated above. As part of a BMO Life Assurance Company policy, you do not purchase units in this index or a legal interest in any security.

## OBJECTIVE

This fund's objective is to obtain long-term total return. It invests primarily in fixed income securities of Canadian governments and companies that the portfolio advisor believes offer an attractive yield and the opportunity for capital gains. Any change to the fundamental investment objective must be approved by a majority of votes cast at a meeting of unitholders held for that reason.

Category	Canadian Fixed Income	Fund Manager	Start Date
Managed By	CI Investments Inc	Grant Connor	02/15/2024
Inception Date	Jan 20, 1993		
MER	1.41%		
Total Assets (\$ millions)	-		

## COMPOUND RETURN

as of April 30, 2024

Period	1 Mth	3 Mth	6 Mth	1 Yr	3 Yr	5 Yr	10 Yr	Inception
Designated Fund	-2.06%	-1.81%	4.96%	-1.01%	-2.79%	-0.41%	0.89%	4.06%
Benchmark	-1.95%	-1.87%	4.32%	-0.95%	-2.16%	-0.14%	1.75%	4.15%
Quartile	4	3	2	3	3	3	3	3

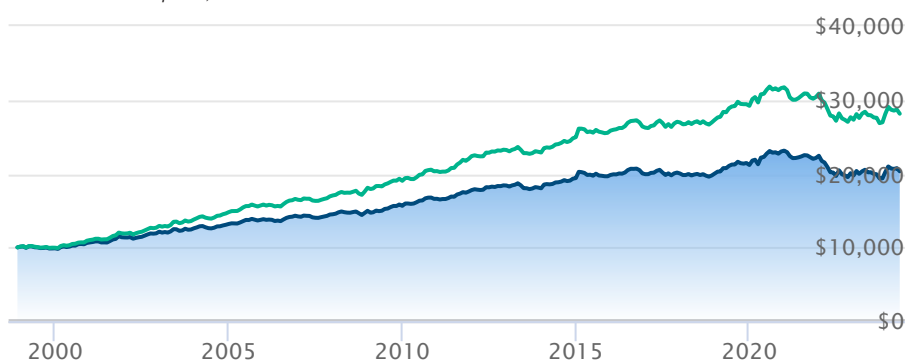
## CALENDAR RETURN

as of April 30, 2024

Period	2023	2022	2021	2020	2019	2018	2017	2016	2015
Designated Fund	6.16%	-11.90%	-3.02%	9.19%	5.80%	-0.01%	0.46%	0.53%	2.17%
Benchmark	6.38%	-11.46%	-2.71%	8.61%	6.97%	1.29%	2.70%	1.54%	3.57%
Quartile	3	2	3	2	3	4	4	4	3

## GROWTH OF \$10,000

Annual values as of April 30, 2024



CI Canadian Bond Fund Class A

ICE BofA Canada Broad Market Index TR CAD

The information contained on this page is related only to the designated fund or funds shown above. As part of a BMO Life Assurance Company policy, you do not purchase units in this designated fund or a legal interest in any security.

Past performance is no guarantee of future performance. All returns are historical annual compounded total rates of return and reflect changes in yield and distributions reinvested. Managed Indexed, Managed Portfolios and Market Indexed accounts credit an interest amount mirroring the net rate of return of a specified underlying investment, less a BMO Life Assurance Company daily management fee. These rates of return do not reflect the current BMO Life Assurance Company management /universal life fee which must be taken into consideration when determining the net return earned on the account.

Information contained in this document is for illustrative purposes only and is subject to change without notice. The contents of this profile are provided for informational and educational purposes and are not intended to provide investment, tax or legal advice. While every effort has been made to provide accurate and complete information, BMO Life Assurance Company and Fundata Canada will not be held liable for any inaccuracies, errors or omissions in the information provided.



Data Provided By Fundata