

VOLATILITY



Based on 3 year standard deviation

TOP HOLDINGS

as of April 30, 2024

Microsoft Corp	6.13%
Alphabet Inc Cl A	6.01%
Amazon.com Inc	5.29%
NVIDIA Corp	4.58%
Apple Inc	4.44%
Constellation Software Inc	3.82%
Eli Lilly and Co	3.72%
Broadcom Inc	3.31%
Meta Platforms Inc Cl A	3.23%
ServiceNow Inc	3.21%


ASSET ALLOCATION

as of April 30, 2024



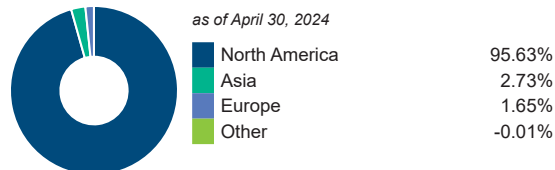
SECTOR ALLOCATION

as of April 30, 2024



GEOGRAPHIC ALLOCATION

as of April 30, 2024



STYLE

as of April 30, 2024

Value	Blend	Growth
		Large
		Medium
		Small

UNIVERSAL LIFE
MANAGED INDEXED ACCOUNTS

SPECIALTY FUNDS

CI North American Dividend Fund Series A

The information contained in this profile is related to the index indicated above. As part of a BMO Life Assurance Company policy, you do not purchase units in this index or a legal interest in any security.

OBJECTIVE

The Fund's investment objective is to seek a balance of current income and long-term capital appreciation by investing primarily in a diversified portfolio of dividend-paying and/or distribution-paying North American equity and income securities, including income trusts and common and preferred shares and, to a lesser extent, interest-bearing securities, such as bonds, bills or bankers' acceptances.

Category	North American Equity	Fund Manager	Start Date
Managed By	CI Investments Inc	Chris Lichtenheldt	01/01/2017
Inception Date	Aug 21, 2008	Peter Hofstra	07/01/2017
MER	2.24%		
Total Assets (\$ millions)	-		

COMPOUND RETURN

as of April 30, 2024

Period	1 Mth	3 Mth	6 Mth	1 Yr	3 Yr	5 Yr	10 Yr	Inception
Designated Fund	-3.39%	5.04%	19.96%	19.88%	6.38%	9.68%	6.75%	8.19%
Benchmark	-2.26%	5.58%	18.44%	16.33%	9.97%	11.38%	11.17%	7.17%
Quartile	3	2	2	2	2	1	3	2

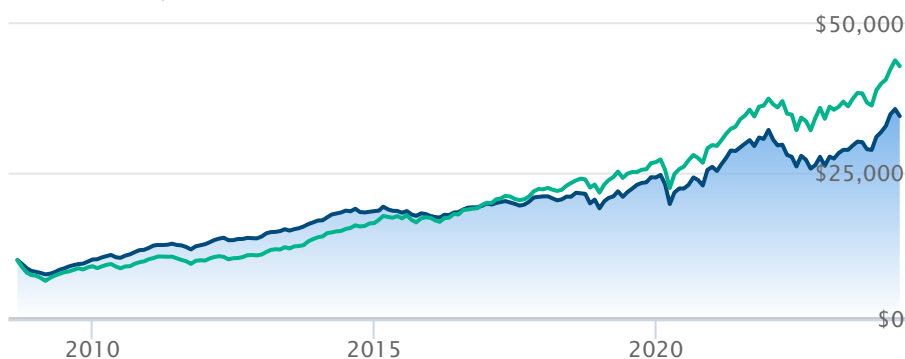
CALENDAR RETURN

as of April 30, 2024

Period	2023	2022	2021	2020	2019	2018	2017	2016	2015
Designated Fund	22.05%	-19.03%	24.28%	7.53%	27.90%	-9.79%	6.10%	12.16%	-4.42%
Benchmark	17.51%	-9.17%	26.72%	10.91%	24.09%	-2.58%	11.54%	14.85%	5.50%
Quartile	1	4	1	3	1	4	3	2	4

GROWTH OF \$10,000

Annual values as of April 30, 2024



CI North American Dividend Fund Series A

Fundata North American Equity Index

The information contained on this page is related only to the designated fund or funds shown above. As part of a BMO Life Assurance Company policy, you do not purchase units in this designated fund or a legal interest in any security.

Past performance is no guarantee of future performance. All returns are historical annual compounded total rates of return and reflect changes in yield and distributions reinvested. Managed Indexed, Managed Portfolios and Market Indexed accounts credit an interest amount mirroring the net rate of return of a specified underlying investment, less a BMO Life Assurance Company daily management fee. These rates of return do not reflect the current BMO Life Assurance Company management /universal life fee which must be taken into consideration when determining the net return earned on the account.

Information contained in this document is for illustrative purposes only and is subject to change without notice. The contents of this profile are provided for informational and educational purposes and are not intended to provide investment, tax or legal advice. While every effort has been made to provide accurate and complete information, BMO Life Assurance Company and Fundata Canada will not be held liable for any inaccuracies, errors or omissions in the information provided.



Data Provided By Fundata