

VOLATILITY



Based on 3 year standard deviation

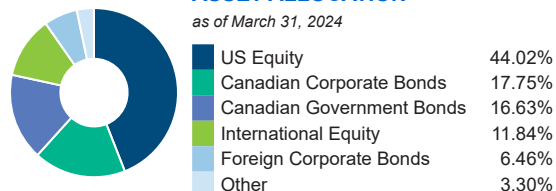
TOP HOLDINGS

as of March 31, 2024

BMO Aggregate Bond Index ETF (ZAG)	21.91%
BMO Mid-Term US IG Corporate Bond Ix ETF (ZIC)	6.56%
BMO Short Corporate Bond Index ETF (ZCS)	6.54%
BMO Mid Corporate Bond Index ETF (ZCM)	6.48%
BMO S&P 500 Index ETF (ZSP)	6.26%
BMO NASDAQ 100 Equity Index ETF (ZNQ)	6.18%
BMO International Dividend Hedged to CAD ETF (ZDH)	6.03%
Netflix Inc	5.13%
Eli Lilly and Co	4.98%
Linde PLC	4.94%

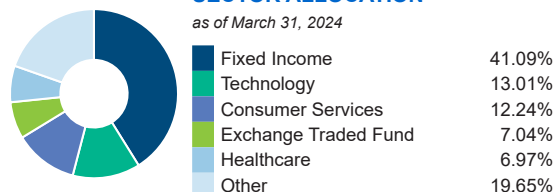
ASSET ALLOCATION

as of March 31, 2024



SECTOR ALLOCATION

as of March 31, 2024



GEOGRAPHIC ALLOCATION

as of March 31, 2024



STYLE

as of March 31, 2024

Value	Blend	Growth
		Large
		Medium
		Small

UNIVERSAL LIFE
MANAGED INDEXED ACCOUNTS

BALANCED FUNDS

BMO Tactical Global Asset Allocation ETF Fund Adv

The information contained in this profile is related to the index indicated above. As part of a BMO Life Assurance Company policy, you do not purchase units in this index or a legal interest in any security.

OBJECTIVE

This fund's objective is to provide long-term capital growth and preservation of capital by investing primarily, directly or indirectly, in a globally diversified portfolio of equity and fixed income exchange traded funds. The portfolio manager may change the mix of assets according to its outlook for each asset class.

Category	Tactical Balanced	Fund Manager	Start Date
Managed By	BMO Investments Inc.	BMO Asset Management Inc.	07/22/2019
Inception Date	Apr 28, 2016	Kyle Wilson	04/23/2024
MER	1.70%		
Total Assets (\$ millions)	-		

COMPOUND RETURN

as of March 31, 2024

Period	1 Mth	3 Mth	6 Mth	1 Yr	3 Yr	5 Yr	10 Yr	Inception
Designated Fund	1.93%	7.06%	12.15%	14.94%	4.38%	2.94%	-	4.64%
Benchmark	1.80%	5.77%	13.57%	12.38%	3.87%	5.64%	7.01%	5.56%
Quartile	3	1	2	1	2	4	-	1

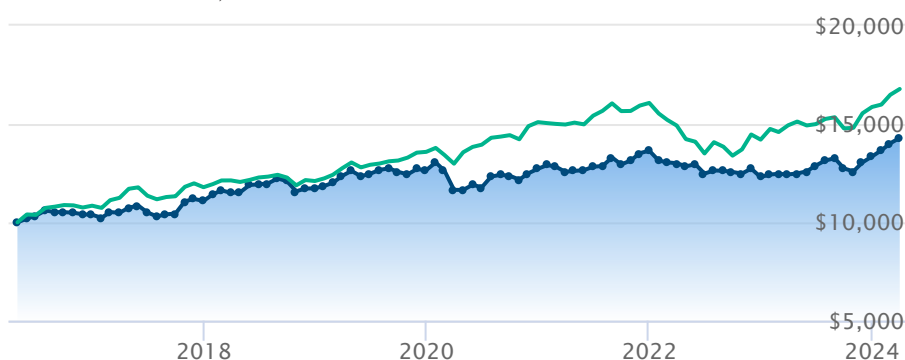
CALENDAR RETURN

as of March 31, 2024

Period	2023	2022	2021	2020	2019	2018	2017	2016	2015
Designated Fund	8.52%	-9.84%	7.24%	0.57%	7.87%	5.76%	6.81%	-	-
Benchmark	11.69%	-11.62%	6.48%	11.12%	12.26%	2.68%	8.66%	2.39%	17.05%
Quartile	3	3	4	4	4	1	2	-	-

GROWTH OF \$10,000

Annual values as of March 31, 2024



BMO Tactical Global Asset Allocation ETF Fund Adv Fundata Global Balanced Index

The information contained on this page is related only to the designated fund or funds shown above. As part of a BMO Life Assurance Company policy, you do not purchase units in this designated fund or a legal interest in any security.

Past performance is no guarantee of future performance. All returns are historical annual compounded total rates of return and reflect changes in yield and distributions reinvested. Managed Indexed, Managed Portfolios and Market Indexed accounts credit an interest amount mirroring the net rate of return of a specified underlying investment, less a BMO Life Assurance Company daily management fee. These rates of return do not reflect the current BMO Life Assurance Company management /universal life fee which must be taken into consideration when determining the net return earned on the account.

Information contained in this document is for illustrative purposes only and is subject to change without notice. The contents of this profile are provided for informational and educational purposes and are not intended to provide investment, tax or legal advice. While every effort has been made to provide accurate and complete information, BMO Life Assurance Company and Fundata Canada will not be held liable for any inaccuracies, errors or omissions in the information provided.



Data Provided By Fundata